

DATE: September 15, 2010

TO: Board of Education for San Diego Unified School District (BOE)
Independent Citizens' Oversight Committee for Proposition S (ICOC)
William Kowba, Superintendent, SDUSD
Stuart Markey, Proposition S

FROM: Mission Bay High School Cluster Parents

Dear BOE, ICOC, Mr. Kowba and Mr. Markey:

Mission Bay Cluster parents would like to request a reevaluation of the 5 year Plan for Proposition S expenditures for Mission Bay High School, Crawford High School and Kearny High School. There appears to be discrepancies between the systems used for ranking schools for funding priority versus the actual funding plan. Additionally, we would like to revisit expenditures made for Proposition MM due to discrepancies between the contract between Mission Bay High School and the SDUSD and the BOE. Please see the attachments which illustrate these discrepancies.

We have visited other high schools and seen, with envy, the facilities which they have had for many years. We had hoped that Mission Bay would receive the improvements described in Prop MM and then subsequently in Prop S, as described in the ballot measures, given the condition of the campus. Now, we are seeing broadcasting studios, concession stands, resurfaced turf fields (when we still use the same uneven grass field) and culinary arts buildings being constructed at numerous other schools while we are without an ADA accessible stadium with dangerous playing surfaces (field and track), numerous portables, Title IX violations and incredibly outdated bathrooms. In comparison, some schools are receiving as much as \$73 million while Mission Bay High, Crawford and Kearny are older schools receiving only \$15 million, \$10 Million and \$6 million, respectively. The monies raised exactly for these sorts of issues are being diverted. We feel a real sense of betrayal.

Politics and preferences obviously played a large part in the scheduling and allocation. Please see the attachments to support these claims. We are

planning on forwarding this information to the State Architect in the next week, following our meetings. We will also provide the information to other schools whose rankings are inconsistent with their funding. We will be presenting this information to the BOE at the next available meeting allowing public comment.

The following summarizes our requests:

1. We respectfully request that the ICOC recommend a reevaluation of the priorities for Prop S funding, timeline and how the CTE projects came about.
2. We respectfully request the BOE to reevaluate the assessments for the FCI since they are outdated and in question.
3. We respectfully request a report on Proposition MM work not completed at Mission Bay High School per the contract dated Sept 1998 between the BOE and Mission Bay High School.

Sincerely,

Mission Bay High Cluster parents

Attachments:

1. 5 year Funding Plan Totals for Proposition S per High School & FCI Comparison
2. 5 year Plan for Prop S Projects and Funding per High School
3. WSM Chart
4. Proposition MM Contract for Mission Bay High School, Sept. 1998

ATTACHMENT 1

5 year Funding Plan Totals for Proposition S per High School & Facilities Condition Index (FCI) Comparison

FCI

Morse	\$ 73 mill	22
San Diego High	51	14
Hoover	48	11
Clairemont	47	29
Madison	45	20
Point Loma	37	14
Patrick Henry	33	13
Scripps Ranch	31	13
Serra	26	9
University City	23	8
Mira Mesa	16	7
La Jolla	15	13
Crawford	15	17
Kearny	10	14
Mission Bay	6	16

ATTACHMENT 2

5 year Prop S Plan Projects and Funding per High School

Nakamura

Hoover

New Classroom Bldg	11,204,457	2009
Green Construction Program Bldg	7,703,064	2010
Sports Facilities Upgrade	10,273,144	2011
Site Modernization	15,509,775	2012
Academy of Info Technology (CTE)	2,975,721	2012
TOTAL		

47,666,161

Patrick Henry

Stadium	2,792,042	2010
Production Studio (CTE)	4,162,305	2012
WSM	22,444,998	2012
Academy of Engineering & Design (CTE)	3,651,814	2012
TOTAL		

33,051,159

Scripps Ranch

Power & Energy Program	11,001,782	2011
WSM	19,630,819	2015
TOTAL		

30,632,601

Serra

New Building	11,233,359	2013
WSM	15,194,776	2015
TOTAL		

26,428,135

Evans

Clairemont

Auto Program Bldg	7,111,039	2010
Stadium Improvements, ADA II	11,146,395	2010
Track & Field	1,605,368	2011
WSM	17,987,330	2012
Academy of Business & Technology (CTE)	8,871,880	2012
TOTAL		

46,722,021

University City

Fabrication & Design (CTE)	2,767,516	2012
Stadium Improvements	2,405,941	2013
WSM	17,962,430	2014

TOTAL**23,135,887****Madison**

Automotive Repair Facility	9,795,912	
Multi-Media Production Facility	7,606,623	2010
Football Stadium Improvements	9,140,375	2010
Track & Field	1,605,368	2011
Site Modernization	16,459,734	2013

TOTAL**44,608,012****Mira Mesa**

Track & Field Improvements	1,161,422	
Screen Printing & Computerized (CTE)	1,817,948	2012
Broadcast Journalism (CTE)	5,005,982	2012
Culinary (CTE)	4,111,324	2012
Stadium Improvements	4,380,980	2013

TOTAL**16,477,65****deBeck****Pt. Loma**

Classroom Bldg	7,315,703	2009
Weight Room	85,000	2010
Conversion of Wood Shop to Music	1,994,914	2010
Motion Picture Facility	5,465,602	2010
Football Stadium Restroom/concessions	1,577,702	2011
WSM	20,548,745	2014

TOTAL**36,987,666****La Jolla**

WSM

15,055,000**Mission Bay**

Student Store	784,722	2009
Stadium Improvements	5,473,927	2014

TOTAL**6,258,649****Kearny**

Construction Tech Academy lab (CTE)	4,215,655	2012
Stadium Improvements	5,537,481	2014

TOTAL**9,753,136****Barrera****San Diego High**

Track & Field Replacement	1,743,173	2009
New Classroom Bldg	17,376,577	2009

SciTech Biomedical Sciences (CTE)	2,104,991	2012	
SCPA Live Broadcast	4,543,752	2012	
MultiMedia Studio	4,241,837	2013	
Stadium & Sports Facility Improvements	5,537,481	2012	
TOTAL			51,168,670

Garfield

Culinary Arts	5,110,003	2009	5,110,003
---------------	-----------	------	------------------

Jackson

Morse

Track & Field	2,228,958		
Autobody Program	8,407,903		
WSM	33,132,537		
Culinary Arts Bldg	7,083,675	2009	
Child Development Bldg	5,906,364	2010	
Stadium Complex Upgrade	8,719,232	2010	
New Bldg	7,796,913	2012	
TOTAL			73,275,582

Crawford

Invention & Design Ed. Academy (CTE)	9,343,459	2012	
Stadium	6,131,442		
TOTAL			15,474,901

ATTACHMENT 3

Proposition "S" Whole-Site Modernization Projects Prioritization Matrix

Attachment 1

1	2	3	4	5	6	7	8	9	11	12	13	14	15	16
	Trustee Area	School Type	Type Rating	Closure Rating	FCI Rating	API Rating	API Rating	Portable Count Rating	Small Schools Factor	SFP Eligibility Bonus Pts	Climate Zone	Climate Zone Pts	Total (All Factors)	
Project Name	Trustee Area	School Type	Type Rating	Closure Rating	FCI Rating	API Rating	API Rating	Portable Count Rating	Small Schools Factor	SFP Eligibility Bonus Pts	Climate Zone	Climate Zone Pts	Total (All Factors)	
Possible Score			20	10	40	20	20	10	10	20	20	5	5	
Gompers Middle Charter @ Gompers West	E	AT	10	3	26%	28	564	14	1	0	20	III	5	61
Morse High	E	HS	20	1	22%	24	663	10	10	0	10	III	5	60
Clairemont High	A	HS	20	5	28%	31	669	10	2	0	10	I		78
Millennial Tech Middle - Gompers East Campus	F	MS	10	3	26%	28	729	8	1	0	20	III	5	75
San Diego High	D	HS	20	4	14%	15	581	13	3	0	20	II		75
Bell Junior High	E	MS	10	10	16%	17	691	10	4	0	15	III	5	71
Pershing Middle	B	MS	10	7	29%	31	781	6	1	0	10	III	5	70
Serra High	B	HS	20	1	8%	10	705	9	5	0	20	III	5	70
Memorial Academy / King/Chavez Academy of Excellence @ Memorial	D	AT	10	10	15%	16	565	14	4	0	15	II		69
O'Farrell Middle	E	AT	10	5	15%	16	615	8	4	0	20	III	5	69
Hoover High	B	HS	20	7	11%	12	569	13	10	0	5	III	5	68
University City High	A	HS	20	8	8%	9	767	7	4	0	20	II		68
Audubon Elementary	C	ES	5	10	23%	25	709	9	2	0	10	III	5	66
Taft Middle	B	MS	10	10	19%	21	733	8	1	0	15	II		65
Crawford High	E	HS	20	4	17%	19	554	14	3	0	5	III	5	65
Hamilton Elementary	F	FR	5	6	15%	16	731	8	3	0	20	III	5	65
Madison High	A	HS	20	5	20%	22	641	11	5	0	0	II		63
Scripps Ranch High - Trustee request. Switched with Henry HS	B	HS	20	10	13%	14	789	6	8	0	0	III	5	63
Sandburg Elementary	A	ES	5	1	35%	37	681	3	1	0	15	II		62
New Dawn / Riley	A	AT	5	1	28%	30	351	20	1	0	5	II		62
Bayboa Elementary	D	ES	5	5	12%	13	674	10	3	0	20	II		62
Mira Mesa High	A	HS	20	1	7%	8	775	6	10	0	15	II		62
Emerson/Bandini Elementary	D	ES	5	10	10%	11	591	13	5	0	15	I		59
Mission Bay High	C	HS	20	4	16%	17	657	10	7	0	0	I		58
Montgomery Middle	C	MS	10	10	21%	23	650	11	2	0	0	I		56
Longfellow - Expedited with CRG	C	AT	5	10	20%	22	776	6	3	0	10	I		56
Murphy's Middle	C	MS	10	10	20%	22	877	3	1	0	10	I		56
Mann Middle	F	MS	10	10	15%	16	593	13	2	0	0	III	5	56
Henry High - Trustee request. Switched with Scripps Ranch HS	B	HS	20	3	13%	14	748	7	7	0	0	III	5	55
Encanto Elementary - Expedited with CRG	E	ES	5	7	16%	17	662	10	6	0	5	III	5	55
Jaamy High	C	HS	20	7	14%	15	696	9	4	0	0	II		55
Point Loma High	C	HS	20	6	14%	15	600	10	1	0	0	I		55
Whitman Elementary	A	ES	5	9	36%	32	761	7	1	0	0	II		54
Lee Elementary	E	ES	5	7	17%	18	744	7	2	0	10	III	5	54
Wangenheim Middle	A	MS	10	3	17%	18	816	5	3	0	15	II		54
La Jolla High	C	HS	20	4	13%	14	822	5	1	0	10	I		54
Pacific Beach Middle	C	MS	10	7	14%	15	702	9	2	0	10	I		53
Logan Elementary	D	ES	5	10	7%	8	665	10	5	0	15	II		53
Miramar Ranch Elementary - Trustee Requested Switch with Foster ES	B	ES	5	10	14%	15	697	2	5	0	10	III	5	52
Penn Elementary	E	ES	5	5	11%	12	796	6	4	0	15	III	5	52
De Portola Middle	B	MS	10	10	17%	18	810	5	1	0	0	III	5	51
Eureka Elementary - Expedited with CRG	E	ES	5	5	17%	18	726	8	5	0	5	III	5	51
Chollas/Veal Elementary	E	ES	5	1	13%	14	697	9	2	0	15	III	5	51
Itin Charter @ Jackson	E	AT	5	1	13%	14	717	8	2	0	15	III	5	50
Levitt Middle	B	MS	10	3	22%	24	804	5	2	0	0	III	5	49
Lawrence/Schindler Elem	A	ES	5	5	11%	12	769	6	9	0	15	II		49
Field Elementary	A	ES	5	5	20%	20	700	7	1	0	0	II		48
Wegforth Elementary	B	ES	5	8	28%	30	836	4	1	0	0	II		48
Roosevelt International Middle	D	MS	10	3	19%	21	638	11	3	0	0	I		48
Vista Grande Elementary - Trustee Requested Switch with Momentum @ Cleveland	B	ES	5	8	18%	19	825	5	1	0	5	III	5	48
Chasterton Elementary	C	ES	5	10	11%	12	811	5	1	0	15	II		48
Sunset View Elementary	C	ES	5	10	21%	23	903	2	2	0	5	I		47
Farb Middle	B	MS	10	2	19%	21	725	8	1	0	0	III	5	47
Fulton Elementary	E	ES	5	9	16%	16	734	9	3	0	0	III	5	47
Standley Middle	A	MS	10	5	15%	17	818	5	1	0	15	II		47
Tater Elementary	A	ES	5	10	23%	25	822	5	1	0	0	I		46
Corona Middle	C	MS	10	5	19%	21	734	8	2	0	0	I		46
Momentum @ Cleveland Middle - Trustee Requested Switch with Vista Grande ES	B	AT	10	1	19%	21	732	8	1	0	0	I	5	46
Ernst Academy @ Brooklyn	D	AT	5	1	17%	19	839	2	4	0	15	II		46
Oak Park Elementary	E	ES	5	7	17%	18	727	7	4	0	0	II	5	46
Tustin High	A	AT	5	10	14%	15	535	15	1	0	0	II		46
Knox Elementary	E	ES	5	8	13%	14	715	8	6	0	0	I	5	46
Holmes Elementary	A	ES	5	7	18%	19	830	3	1	0	10	II		45
Muir @ Anderson	A	AT	5	1	25%	27	709	9	2	0	0	I		44
Florence Elementary	D	ES	5	9	23%	25	831	4	1	0	0	II		44
Hawes Elementary	B	ES	5	10	20%	22	922	1	1	0	0	III	5	44
Foster Elementary - Trustee requested Switch with Miramar Ranch ES	B	ES	5	3	18%	19	793	6	1	0	5	III	5	44
Johnson Elementary	E	ES	5	9	15%	16	770	6	3	0	0	III	5	44
A/B (Moved to North Park ES)	A/E	AT	20	1	9%	10	714	10	3	0	0	II		44
Anger Elementary	B	ES	5	10	19%	21	769	8	1	0	0	II		43
Webster Elementary	E	ES	5	4	17%	18	744	7	4	0	0	III	5	43
Friess Elementary	E	ES	5	10	11%	12	722	8	3	0	0	III	5	43
Juarez Elementary	B	ES	5	5	23%	25	783	6	1	0	0	II		42
Valencia Park Elementary	E	ES	5	1	19%	21	720	8	2	0	0	III	5	42
Hansen Tubman Village	B	AT	5	10	13%	14	755	7	1	0	0	III	5	42
Horton Elementary	E	ES	5	4	12%	13	680	10	5	0	0	III	5	42
Parsons Elementary	B	ES	5	9	9%	10	648	11	2	0	5	II		42
Miller Elementary	B	ES	5	3	7%	8	800	5	1	0	15	III	5	42
Terrasanta Elementary	B	ES	5	10	7%	8	663	3	1	0	10	II	5	42
ML Everest Academy @ Wagon	A	AT	5	4	25%	27	868	3	2	0	0	II		41
Cune Elementary	A	ES	5	8	23%	25	923	1	2	0	0	II		41
Carson Elementary	C	ES	5	1	10%	11	711	8	1	0	5	II		41
Orland Charter Elementary	E	AT	5	4	16%	17	751	7	3	0	0	III	5	41
Hage Elementary	A	ES	5	10	13%	14	876	3	4	0	0	III	5	41
Franklin Elementary	B	ES	5	1	11%	12	750	7	1	0	10	III	5	41
Clark Middle	E	MS	10	10	5%	6	686	9	1	0	0	III	5	41
Bay Park Elementary	A	ES	5	4	22%	24	793	6	1	0	0	I		40
Pacific Beach Elementary	C	ES	5	8	21%	23	873	3	1	0	0	I		40
Flatcher Elementary	B	ES	5	10	19%	21	875	3	1	0	0	II		40
Dalard Elementary	E	ES	5	5	15%	16	900	2	2	0	5	III	5	40
Linda Vista Elementary	C	ES	5	4	15%	16	705	9	1	0	5	II		40
Buena Elementary	E	ES	5	8	12%	13	750	7	2	0	0	III	5	40
Hickman Elementary	A	ES	5	2	12%	13	844	4	1	0	15	I		40
Marshall Elementary	E	ES	5	2	10%	11	622	12	5	0	0	III	5	40
Mason Elementary	A	ES	5	2	10%	11	839	4	3	0	15	I		40
Walker Elementary	A	ES	5	10	7%	8	621	5	2	0	10	I		40
Priorville Elementary @ Homer Mead ES	E	AT	5	1	17%	19	751	7	2	0	0	III	5	39
Loma Portal Elementary	C	ES	5	10	12%	13	851	4	2	0	0	I		39
Challenger Middle	D	MS	10	10	12%	13	799	5	1	0	5	III	5	39
Jerebark Elementary	A	ES	5	8	9%	10	924	1	5	0	5	III	5	39
Dana Middle	C	MS	10	6	5%	6	807	5	2	0	10	I		39
Ross Elementary	A	ES	5	3	21%	23	793	5	1	0	0	II		39
Dal Sol Academy @ Abshire	A	AT	5	1	22%	20	714	10	2	0	0	II		39

ATTACHMENT 4**Proposition MM****Repairing Our Neighborhood Schools**[News Room](#)[Who To Contact](#)[What Is Prop. MM?](#)[New Schools](#)[Existing Schools](#)[For Principals](#)[For Contractors](#)[Other Links](#)[Prop. MM Home](#)**Contract - Mission Bay High****PROJECTS TO BE ACCOMPLISHED BY PROPOSITION MM AT
MISSION BAY HIGH SCHOOL**

2475 Grand Avenue
San Diego, CA 92109
(619) 273-1313

A bond measure is on the November 3, 1998, ballot to raise money to repair our neighborhood schools. Following voter approval, the projects listed below will be completed at this school. In addition, the school will be allocated sufficient classroom space to support extended-day kindergarten and \$100 per student to fund other site-specific repairs or improvements eligible for bond expenditures. If Proposition MM passes, Mission Bay High will receive repairs and improvements in the following categories:

- Major Repairs
- Technology Upgrades
- Library Expansion
- Health and Safety
- Lunch Court Cover
- Science Classrooms

Detailed descriptions of the specific projects that will be completed with a successful bond measure appear below.

MAJOR REPAIRS AND REPLACEMENT WHICH INCLUDES:

- Repair/replace outdated electrical systems.
- Repair/replace damaged ceiling tiles.
- Interior/exterior painting.
- ★ • Repair plumbing/drainage/sewers.
- ★ • Repair existing heating, ventilating, and air conditioning systems.
- ★ • Repair/replace door and window assemblies as needed.
- ★ • Upgrade fire security systems/ fire alarms.
- ★ • Repair/replace asphalt and concrete paving (playgrounds, athletic courts)
- ★ • Wood flooring
- ★ • Other major projects identified (e.g., irrigation, fencing, erosion, bleachers, etc.)

CODE COMPLIANCE TO MEET STATE AND FEDERAL SAFETY REGULATIONS

- Modifications required by code to improve ventilation.

IMPROVED ACCESS FOR THE PHYSICALLY DISABLED**REPAIR/UPGRADE TECHNOLOGY AND ELECTRICAL WIRING**

Technology infrastructure will be installed in accordance with the district's technology

plan, including electrical power upgrade where needed, and additional electrical outlets in each classroom.

ADDITIONAL LIBRARY FACILITIES

Based on specific site conditions, this project will either expand the existing library or construct a new library.

UPGRADE SCIENCE CLASSROOMS AND LABORATORIES

Science classroom facilities will be upgraded, where needed, to accommodate the new district standards for laboratory science courses. Science classrooms built before the 1990's will be remodeled, and new science classrooms may be added.

A PERMANENT LUNCH COURT STRUCTURE WILL BE CONSTRUCTED

Declaration of Need and Statement of Assurance

In response to the urgent repair needs of our aging schools, the Board of Education voted to place a Repair Our Neighborhood Schools bond on the November 3, 1998, general election ballot.

Proposition MM will pay for urgent repairs and renovations needed at each of the district's 167 schools and will improve existing classrooms, construct new classrooms, upgrade electrical systems for technology, build libraries and science classrooms, and ensure all schools meet safety regulations.


Following voter approval of Proposition MM on November 3, 1998, the Board of Education hereby agrees to carry out the projects listed in this contract for

Mission Bay High School

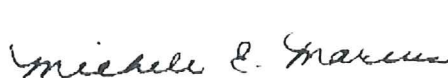
By entering into this contract, the Board of Education will create a binding obligation between the San Diego Unified School District and this neighborhood school. Further, an Independent Citizens' Oversight Committee has been established to ensure that the terms of this contract are fulfilled.

Date: September 10, 1998


Approved by:



Alan Bersin
Superintendent of Public Education



Michele Marcus
Principal



Pam Galvin
Parent

Board of Education



Ron Ottinger, President



Francis O'Neill Zimmerman

Sue Braun



John de Beck



Ed Lopez

[<< Back to main Existing Schools page](#)

[SDUSD Home](#) | [About the District](#) | [Board of Education](#) | [Employment](#) | [Enrollment Options](#) | [For District Staff](#)
[For Parents](#) | [News](#) | [Offices & Departments](#) | [Our Schools](#) | [Proposition MM](#) | [Site Map](#) | [Student Testing](#) | [Superintendent](#)

San Diego Unified School District • Eugene Brucker Education Center • 4100 Normal St. • San Diego • CA • 92103 • (619) 725-8000